







































































CUPCHAINS & FINDINGS

Colours

 Crystal 001	 Provence Lavender 283	 Chrysolite 238	 Sand Opal 287
 White Opal 234	 Tanzanite 539	 Peridot 214	 Light Grey Opal 383
 White Alabaster 281	 Cyclamen Opal 398	 Fern Green 291	 Greige 284
 Rose Water Opal 395	 Amethyst 204	 Erinite 360	 Black Diamond 215
 Vintage Rose 319	 Purple Velvet 277	 Emerald 205	 Jet 280
 Light Rose 223	 Dark Indigo 288	 Palace Green Opal 393	 Dark Multi* 902
 Rose 209	 Montana 207	 Olivine 228	 Soft Multi* 905
 Indian Pink 289	 Capri Blue 243	 Khaki 550	 Light Multi* 907
 Fuchsia 502	 Sapphire 206	 Light Topaz 226	
 Ruby 501	 Light Sapphire 211	 Sunflower 292	
 Padparadscha 542	 Air Blue Opal 285	 Jonquil 213	Effects
 Hyacinth 236	 Aquamarine 202	 Silk 391	 Crystal Aurore Boreale 001 AB
 Light Siam 227	 Light Azore 361	 Light Peach 362	 Crystal Moonlight 001 MOL
 Dark Red Coral 396	 Indian Sapphire 217	 Light Colorado Topaz 246	 Crystal Silver Shade 001 SSHA
 Siam 208	 Pacific Opal 390	 Topaz 203	 Crystal Golden Shadow 001 GSHA
 Garnet 241	 Turquoise 267	 Light Smoked Topaz 221	 Crystal Silver Night 001 SINI
 Burgundy 515	 Indicolite 379	 Smoked Topaz 220	
 Light Amethyst 212	 Caribbean Blue Opal 394	 Mocca 286	
 Violet 371	 Blue Zircon 229	 Smoky Quartz 225	

Classic Colours
Exclusive Colours

CUPCHAINS & FINDINGS

Alphabetical Order

Air Blue Opal (285)	Greige (284)	Palace Green Opal (393)
Amethyst (204)	Hyacinth (236)	Peridot (214)
Aquamarine (202)	Indian Pink (289)	Provence Lavender (283)
Black Diamond (215)	Indian Sapphire (217)	Purple Velvet (277)
Blue Zircon (229)	Indicolite (379)	Rose (209)
Burgundy (515)	Jet (280)	Rose Water Opal (395)
Capri Blue (243)	Jonquil (213)	Ruby (501)
Caribbean Blue Opal (394)	Khaki (550)	Sand Opal (287)
Chrysolite (238)	Light Amethyst (212)	Sapphire (206)
Crystal (001)	Light Azure (361)	Siam (208)
Crystal Aurore Boreale (001 AB)	Light Colorado Topaz (246)	Silk (391)
Crystal Golden Shadow (001 GSHA)	Light Grey Opal (383)	Smoked Topaz (220)
Crystal Moonlight (001 MOL)	Light Multi* (907)	Smoky Quartz (225)
Crystal Silver Night (001 SINI)	Light Peach (362)	Soft Multi* (905)
Crystal Silver Shade (001 SSHA)	Light Rose (223)	Sunflower (292)
Cyclamen Opal (398)	Light Sapphire (211)	Tanzanite (539)
Dark Indigo (288)	Light Siam (227)	Topaz (203)
Dark Multi* (902)	Light Smoked Topaz (221)	Turquoise (267)
Dark Red Coral (396)	Light Topaz (226)	Vintage Rose (319)
Emerald (205)	Mocca (286)	Violet (371)
Erinite (360)	Montana (207)	White Alabaster (281)
Fern Green (291)	Olivine (228)	White Opal (234)
Fuchsia (502)	Pacific Opal (390)	
Garnet (241)	Padparadscha (542)	

Classic Colours: This colour range offers a wide choice of traditional Swarovski crystal colours.
Exclusive Colours: This colour range is offered exclusively by Swarovski.

The standard assortment of colours and effects may vary per product group.

Slight changes in shades are unavoidable. Colours may vary according to cut and shape.

The plating resistance of effects is tested according to Swarovski's plating guidelines (WWW.SWAROVSKI-ELEMENTS.COM/BUSINESS). Customers are advised to carry out their own tests if customers' plating parameters diverge from Swarovski plating guidelines.

* Dark Multi consists of Topaz, Sapphire, Emerald, Amethyst and Siam.
 Soft Multi consists of Crystal, Aquamarine, Jonquil, Light Rose and Peridot.
 Light Multi consists of Jonquil, Light Amethyst, Light Sapphire, Light Rose and Peridot.